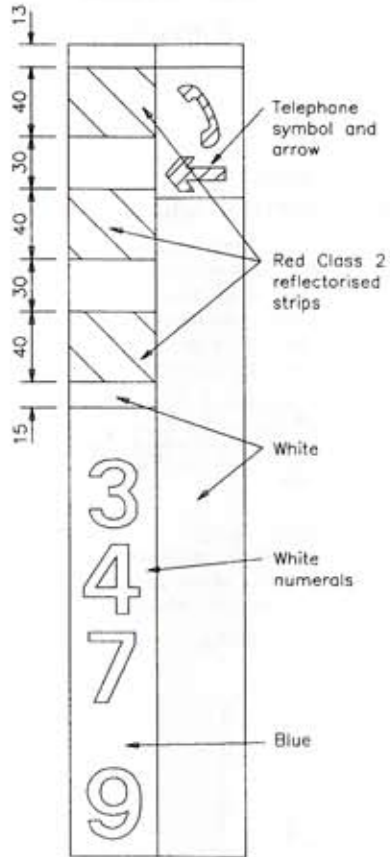
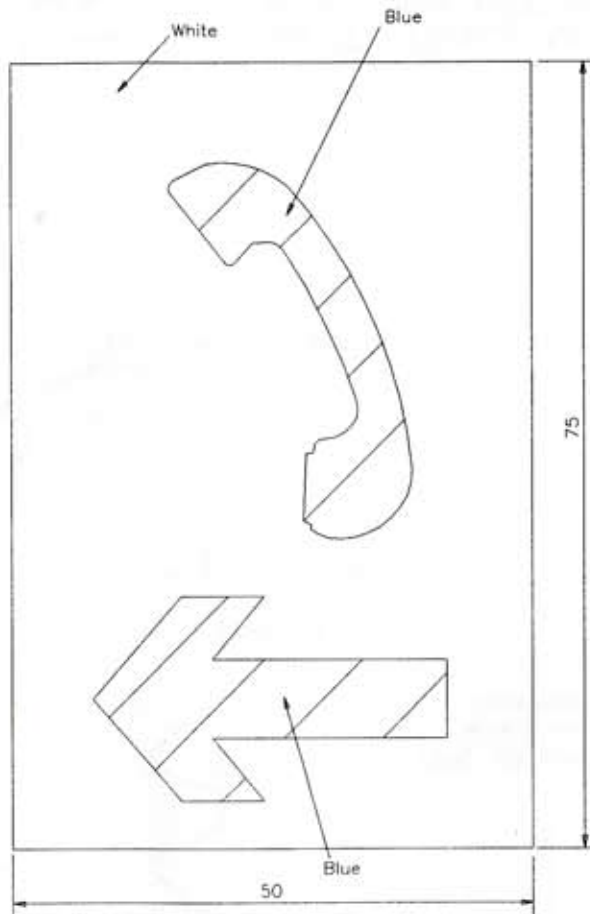
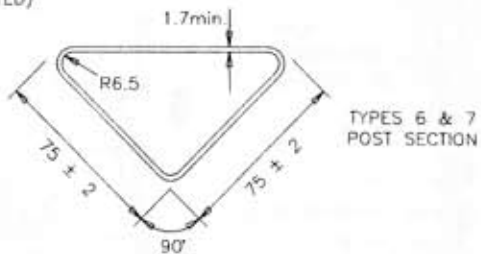


TYPE 6
VERGE
& SLIP ROAD VERGE (WITH
NUMERALS & TELEPHONE
SYMBOL OMITTED)



TYPE 7
VERGE
AT EMERGENCY CROSSING
POINT



TELEPHONE SYMBOL & ARROW

- NOTES
1. ALL DIMENSIONS ARE IN MILLIMETRES.
 2. Location of posts to be 50 below top of parapet or 450 above verge level in tunnels or on retaining walls.
 3. Type 7 posts to replace Type 6 posts on both approaches to emergency crossing point.
 4. Type 7 post (As shown) to be fixed \leq 300m from centre of crossing. Similar post but with lowest red strip omitted to be fixed \leq 200m from centre of crossing and a further post with lowest two red strips omitted to be fixed \leq 100m from centre of crossing.
 5. Posts are to have PVC closed or capped tops.
 6. Posts to be fixed to wall etc. with 400x50 preformed sealant strip of tacky extruded butyl rubber.
 7. The arrow under the telephone symbol shall be handed left or right according to the location of the nearest telephone. This requirement should be varied when required to direct motorists to the safest and not necessarily the nearest emergency telephone.