

A complete range of Motorway and Trunk Road Marker Posts

- ❖ Maintenance free and weather proof, constructed from robust uPVC.
- ❖ Gives motorway drivers clear information in all weather conditions.
- ❖ Comes with a ground socket ensuring easy installation, removal and replacement.
- ❖ For safety reasons the posts have rounded corners.
- ❖ Fully compatible, can blend with other motorway and trunk road posts.
- ❖ Installation is quick and simple. A cross tube ensures post is always positioned at correct height.

Description

Marker post type 1
 Marker post type 2
 Marker post type 3
 Marker post type 4
 Marker post type 5

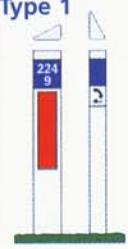
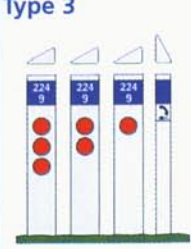
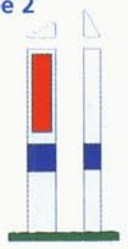



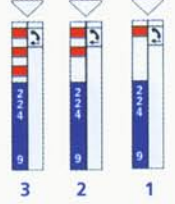


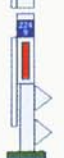
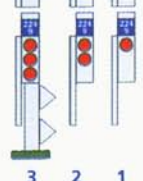


Description

Marker post type 6A
 Marker post type 6B
 Marker post type 6C
 Marker post type 4
 Marker post type 5

Description

Marker post type 7
 Marker post type 8A
 Marker post type 8B
 Telephone Label - left
 Telephone Label - right
 Numbers 0 - 9

Available in blue for motorways and green for trunk roads

Type of Post	Motorway Verge		Slip Road - (no numerals)		Central Reserve
		Countdown to emergency crossings	VERGE	OFFSIDE	Countdown to emergency crossings
Socket Mounting Location Types 1, 2, 3: 300mm to 400mm outside hard shoulder / hard strip. Type 4 Offside: 300mm to 400mm outside carriageway. Type 4: Central Reserve on central line of centre reserve. Type 5: Centre line of centre reserve.	Type 1  The most commonly used post	Type 3  Countdown markers to crossings installed on both approaches to the crossing in place of type 1.	Type 2 	Type 4  This post is used on the central reserve when there is no crash barrier.	Type 5  These posts are used in place of type 9 when there is no crash barrier.
Parapet/Tunnel Mounted (using adhesive) Location: 50mm below top of parapet. In tunnels etc, where verge mounted posts cannot be used, the post should be 450mm above verge level.	Type 6A 	Type 7  3 2 1	Type 6B 	Type 6C 	
Barrier Mounted Installed on safety fences with the bracket supplied not more than 1.5m from the edge of the carriageway hard shoulder or hard strip.	Type 8B 	Type 8A  3 2 1	Type 8B 	Type 8B 	
Spacing All posts are positioned at 100m intervals.		Type 3(3), 7(3) and 8A(3), at 300m. Type 3(2), 7(2) and 8A(2) at 200m. Type 3(1), 7(1) and 8A(1) at 100m from crossing			Type 5(3), type 5(2) or type 5(1)
	Near side (white posts)			Offside (no numerals blue posts)	